

# 封面

## TalentCell

User manual of 12V Lithium ion power bank

Any questions, please feel free to contact us [service@talentcell.com](mailto:service@talentcell.com)

### Product specification

Model	YB1203000	YB1206000	YB1208300-USB
Photos			
Size(mm)	25*65*105	28*85*145	39*80*138
Weight(g)	190	360	500
12V Capacity(mAh)	3000	6000	8300
Input	12.6V 3A max.	12.6V 3A max.	12.6V 6A max.
Output	12(9-12.6)V/3A max.	12(9-12.6)V/3A max.	12V(9-12.6)/6A max. 9V/1A 5V/2A
Spec. of charger	12.6V 0.5A	12.6V 1A	12.6V 1.5A
Charge Time	~6hrs	~6hrs	~6hrs
Operate Temperature	-20~60°C	-20~60°C	-20~60°C
Fuel Gauge	Yes	Yes	Yes

Model	YB1203000-USB	YB1206000-USB	YB12011000-USB
Photos			
Size(mm)	25*65*105	28*85*145	39*80*138
Weight(g)	190	360	505
12V Capacity(mAh)	3000	6000	11000
Input	12.6V 3A max.	12.6V 3A max.	12.6V 6A max.
Output	12(9-12.6)V/3A max. 5V/2A	12(9-12.6)V/3A max. 5V/2A	12(9-12.6)V/6A max. 9V/1A 5V/2A
Spec. of charger	12.6V 0.5A	12.6V 1A	12.6V 1.5A
Charge Time	~6hrs	~6hrs	~7hrs
Operate Temperature	-20~60°C	-20~60°C	-20~60°C
Fuel Gauge	Yes	Yes	Yes



### Operation guidance

#### 1. Power ON and OFF

- ON: Push switch to Position "I" to make power on
- OFF: Push switch to Position "O" to make power off

2. Capacity display(Fuel Gauge): There are 5 power indicators, YB1208300-USB and YB12011000-USB have 4 power indicators. Push the switch to Position "I" to make battery power on. The power and capacity indicator lights will be lighted.

### How to charge the power bank

1. Connect the AC-DC charger to the power socket(100-240V available)
2. Push the switch of the power bank to position "I" to make the charging circuit breaker.
3. Connect the power bank to the AC-DC charger .
4. The LED indicator of the AC-DC charger showing RED means the charging process is working. The LED indicator of the AC-DC charger showing GREEN means the charging process has completed or the charging circuit is open.
5. The LED indicator of the AC-DC charger will change from RED to GREEN while the power bank is charged with 95% of the full.
6. After the unit is fully charged, please remove the AC wall charger in time.
7. Full charge time (estimated)=Capacity of power bank / output current of charger

### Compatible with

Compatible with LED strip light products, CCTV Camera, IP Camera, Telescopes, LED Panel, Amplifier, Modem, Car DVR, Speaker, mobile phone, breast pump portable and most 12V devices, etc.

### Accessories

- 1x Power bank
- 1x DC 5.5x2.1mm 1 female to 2 male power splitter cable
- 1x 12.6V AC-DC charger

Note: only the YB12011000-USB and YB1208300-USB packages include the DC 5521 male to 5525 male cable.



DC 5.5x2.1mm 1 Female to 2 Male Power Splitter Cable




DC 5.5x2.1mm 1 Male to 5.5x2.5mm 1 Male Cable Use for YB1208300-USB and YB12011000-USB




12.6V AC-DC Charger

### How to use the 1 Female to 2 Male cable



You can output while charging at the same time.



### Cautions

1. The battery should be taken to avoid exposure, percussion, water, and rain in the transport process, and make the battery positive and negative poles insulated.
2. Do not long-term placement in a low voltage state. In order to extend the service life, it is suggested charge every three months.
3. Do not put the battery into fire or water.
4. Do not modify or disassemble the battery.
5. Do not impact heavily and throw the battery.
6. Be careful not to let children touch the battery.
7. Do not reverse connect the input or the output.
8. Please use the qualified charger to charge the battery.
9. The battery should be stored in a cool dry indoor storage, avoid flooding, rain.
10. If there is any abnormal or malfunction at the time of charging, please contact your dealer.

### Contact us


For any inquiries or comments concerning our product or any quality-related issue with our product, or you want to customize any other battery packs, please feel free to contact us, we will respond to you as soon as possible and do our best to help you.

Email us: [service@talentcell.com](mailto:service@talentcell.com)

Website: [www.talentcell.com](http://www.talentcell.com)



### Produced by TalentCell



### Customized products



Customize batteries for your business, please feel free to contact us.

### Dear Friend

Thanks for choosing TalentCell. We are specialized in manufacturing rechargeable batteries and premium quality consumer electronic products and accessories since year of 2001. We strive to offer the 100% satisfaction for all our customers, if you have any questions, please don't hesitate to contact us, we'll be sure to solve issues as soon as possible.

Best Regards! Have a nice day!  
TalentCell Technology